

Ophir Global High Conviction Fund (Class B)



Figures as at 28 February 2025
Date of Issue 13 March 2025

Prepared for Platforms Only
APIR Code PIM9456AU

About The Fund

The Ophir Global High Conviction Fund (the Fund) seeks to provide investors with concentrated exposure to high quality small and mid-cap companies globally. Employing an extensive investment process that combines a rigorous company visitation schedule and fundamental bottom-up analysis, the Fund aims to identify businesses operating within structural growth sectors with the ability to deliver ongoing positive earnings revisions. With a bias toward cash generative businesses with sound balance sheets and high quality management teams, the Fund seeks to identify those opportunities early in a Company's investment life cycle, when the listed equity is typically under-researched and under-valued by the broader investment market. This fund is appropriate for investors with "High to Very High" risk and return profiles. A suitable investor for this fund is prepared to accept high to very high risk in the pursuit of capital growth with a medium to long investment timeframe. Investors should refer to the Target Market Determination (TMD) for further information.

Unit Price	Net Return Since Inception (p.a.)	Fund Status
\$1.4781	+25.1%	Open

Ophir Asset Management

- Privately owned investment management business established by founders Andrew Mitchell and Steven Ng in 2012
- Fundamental bottom-up research approach combining rigorous company visitation and detailed proprietary analysis
- Strict management of Fund capacity in order to protect performance
- Highly experienced investment team with extensive track record of high performance through all market cycles
- Complete alignment of interests, with Senior Portfolio Managers substantial investors in the Fund

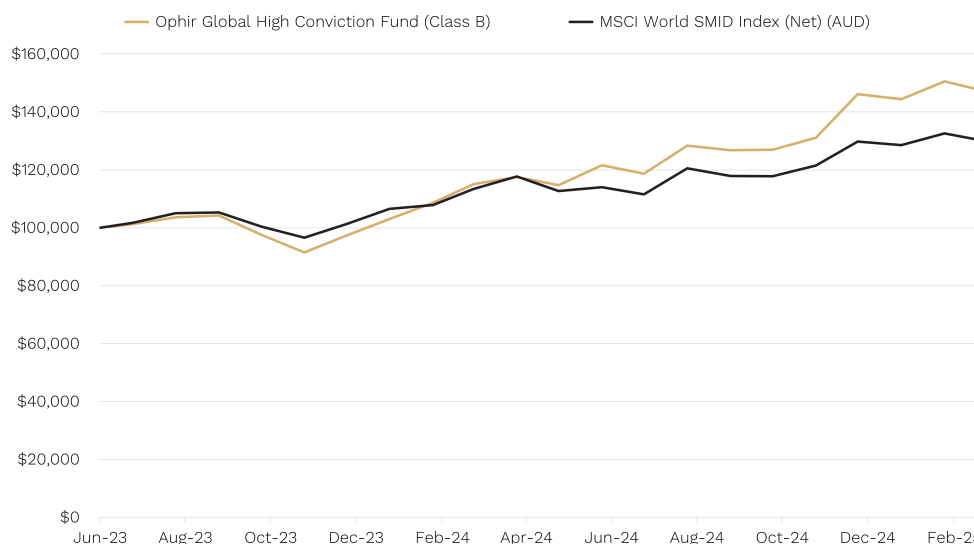


Chart represents net value of \$100,000 invested since inception and assumes distributions reinvested. Please note past performance is not a reliable indicator of future performance. Total returns have been calculated using NAV prices after taking into account all of Perpetual's ongoing fees and assuming reinvestment of distributions. No allowance has been made for taxation. *The Fund's benchmark is the MSCI World SMID Index (Net) (AUD).

	Since Inception (p.a)	5 Years (p.a)	3 Years (p.a)	1 Year	3 Months	1 Month
Fund Return (Net)	25.1%	N/A	N/A	28.0%	0.8%	-2.2%
Benchmark*	16.4%	N/A	N/A	14.7%	0.3%	-1.9%

The figures in the table above assume reinvestment of distributions. Performance figures are calculated using the Net Asset Value (NAV) of the Fund as at 28 February 2025, not the market price. Past performance is not a reliable indicator of future performance. *MSCI World SMID Index (Net) (AUD).

Senior Portfolio Managers



Andrew Mitchell
B Ec (Hons), MAppFin | Founder and Portfolio Manager
20+ years experience in financial markets, previously Paradise Investment Management and Commonwealth Treasury Department.



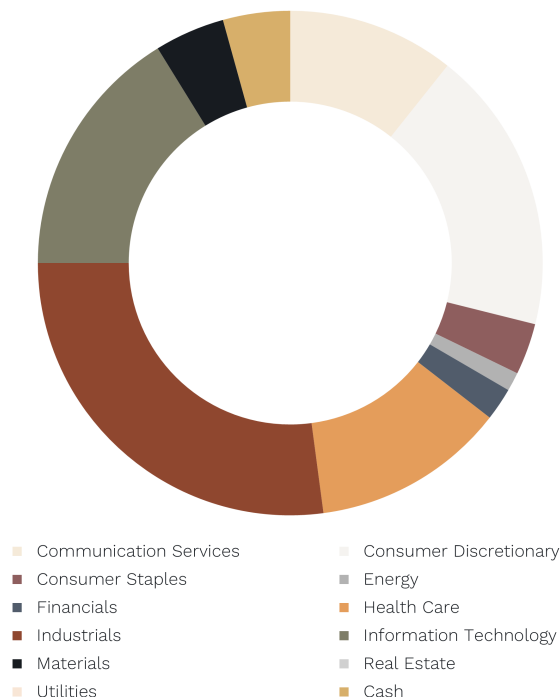
Steven Ng
B Acc, CFA | Founder and Portfolio Manager
23+ years experience in financial markets, previously Paradise Investment Management and ING.

Key Information

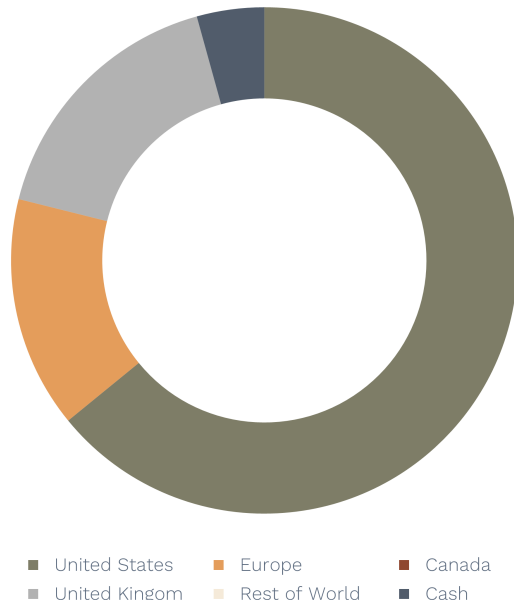
Responsible Entity	The Trust Company (RE Services) Limited
Investment Manager	Ophir Asset Management Pty Ltd
Fund Inception	September 2020
Number of Stocks	20 - 40
Cash Distributions	Annually
Redemptions	Monthly
Investment Objective	Outperform benchmark (after fees) over the long term (5+ years)

Allocation of Investments

Portfolio Sector Exposures



Portfolio Geographic Exposures



Portfolio Characteristics

Number of Equity Holdings	32
Cash	4.3%
Weighted Average Market Cap	\$5.9bn

Portfolio Metrics

Price / Earnings	19.0x
EPS Growth	22.5%
Net Debt / EBITDA	0.5x

*Numbers are sourced from Bloomberg. PE is weighted harmonic mean, EPS Growth is weighted average with a collar of 0 to 50 and Net Debt/EBITDA is weighted average with a collar of -10 to 10 and excludes companies with net cash and negative EBITDA. Leases have been removed from Net Debt.

Market Commentary

February seems to be the month of the AI; French president Emmanuel Macron hosted a summit on AI, announcing private sector investments, SoftBank announced investment in a joint venture with OpenAI on a project-by-project basis, Microsoft unveiled its Majorana 1 chip, Nvidia quarterly earnings showed revenue rose by 78% (year on year) to \$39bn with strong demand for its Blackwell chips.

American and Chinese companies are still jostling for AI superiority; Apple announced it would invest \$500bn in a new factory making AI servers, while Alibaba said it will invest 380 billion yuan (equivalent to \$52bn USD) on AI and cloud over the next three years. For context, this is more than they have spent over the last 10 years.

Despite the AI news frenzy, most major indices posted losses over the period. Small-caps underperformed large-caps on a relative basis, with the Russell 2000 and the S&P 500 falling -5.4% and -1.3%, respectively. Within small caps, growth underperformed value, as the Russell 2000 Growth Index fell -6.8% compared to a -3.8% drop for the Russell 2000 Value Index. Companies exposed to growth and momentum factors were impacted the most.

Similarly, large-cap growth underperformed value, with the S&P 500 Growth Index falling -2.9%, lagging behind the 0.4% gain of the S&P 500 Value Index. The fall in the growth index was led by a -27.6% fall in the price of Tesla.

Consumer Discretionary was the largest detractor within the S&P 500, posting a -9.4% loss. While its counterpart, Consumer Staples, rose 5.7% as a higher recession probability in the U.S. saw defensives outperform cyclicals. In small-cap land in the U.S., Utilities (+2.8%) and Communications (+1.8%) were the strongest relative performers, while Technology (-12.1%) and Energy (-10.1%) dragged the Russell 2000 lower.

Policy uncertainty from the new Trump Administration in the U.S., particularly around tariffs, weighed on investor sentiment in February and early March, seeing investors question U.S. exceptionalism. U.S. and Mag7 outperformance has reversed in 2025, with European equities and Value stocks the beneficiaries.

Portfolio Commentary

During February, the Ophir Global High Conviction Fund – Class B returned -2.2% (net of fees) versus the index which returned -1.9%. Since its inception in June 2023, the Fund has returned +25.1% p.a. (net of fees) while the index has returned +16.4% p.a.

The number of holdings remained stable at 32 and cash levels decreased to 4.3%. In terms of currency movements, the AUD ended the month relatively flat against the USD (-0.1%) after experiencing a brief period of appreciation early in the month before falling again later in February.

One of the top contributors to performance during the month was a \$1.8bn AUD building materials and construction company based in the UK. The company's share price rallied +9.5% over the month after a third party sold their stake in the company.

One of the top detractors to performance was an \$2.3bn AUD engineering company based in the U.S. that provides equipment and engineering services. The stock was down -29.1% for the month after it released its Q1 December 2024 results. While the quarter-on-quarter results were soft, the year-on-year growth continues to be strong with 24% increase in revenue and a 44% increase in earnings per share (EPS). The stock is still one of our strongest performers over recent years and we continue to hold our conviction.

Outlook

February was a challenging month for equities with growth and momentum retreating. The market was unforgiving during reporting season, penalizing companies that met or slightly missed their guidance. Meanwhile U.S. central bank rhetoric remains sensitive to changes in market sentiment and economic data, signaling caution on further rate cuts.

Geopolitical tensions and sticky inflation are likely to continue to weigh on consumer confidence. February saw the U.S. Consumer Confidence survey fall by 7 points (-6.7%) to 98.2, the steepest monthly decline since August 2021.

In early March, policy uncertainty from the new Trump administration continues to weigh on equity markets and has provided a stagflationary impulse to the U.S. economy. The longer this uncertainty remains, the more businesses and consumers are likely to sit on their hands, increasing the odds of a more material growth slowdown. With tighter monetary policy still in play, we believe the positioning of the Fund is appropriate to current market conditions, while navigating this period of low forecasted economic growth.

The portfolio remains balanced, comprising a mix of cyclical and defensive growth companies. We continue to focus on businesses with resilient earnings. Additionally, small-cap growth companies continue to offer attractive valuations compared to large caps, supporting our outlook for ongoing opportunities for the portfolio. We remain committed to our disciplined approach, identifying high-quality businesses with resilient earnings and believe the active positioning of the Fund is appropriate for the current market conditions.

Investment Process

Ophir employs a fundamental, bottom-up research approach aimed at identifying businesses with the ability to meaningfully grow and compound earnings over time. Typically, the investment process will look to uncover businesses that are operating within, or about to enter, a period of structural growth and are generating cash or have a clearly identifiable pathway toward free cash flow generation. In order to identify these opportunities, the Ophir investment team spend a considerable amount of time understanding the quality of the business and the environment in which it operates.

About Ophir Asset Management

Ophir Asset Management is a specialist small and mid-cap equities investment manager established by founders Andrew Mitchell and Steven Ng in 2012. The business currently manages approximately \$2.0bn in capital on behalf of institutional superannuation funds, family offices, private wealth groups and individual investors. The investment team comprises 11 investment professionals drawn from a diverse range of backgrounds working across all Ophir funds.

Investor Services

Automic Group | 02 8072 1478
ophir@automicgroup.com.au

Investment Enquiries

Brendan Carrig (Chief Executive Officer)
+61 405 175 549 | brendan.carrig@ophiram.com

The Trust Company (RE Services) Limited ABN 45 003 278 831 AFSL 235150 (Responsible Entity) is the responsible entity of Ophir Global High Conviction Fund (the Fund). This document has been prepared by Ophir Asset Management Pty Ltd ABN 88 156 146 717AFSL 420 082 (Ophir), the investment manager of the Fund and is authorised for release by The Trust Company (RE Services) Limited as responsible entity and the issuer of units in the Trust. The information is of general nature only and has been prepared without taking into your account your objectives, financial situation or needs. Before making an investment decision, you should consider obtaining professional investment advice that takes into account your personal circumstances and should read the current product disclosure statement (PDS) of the Fund. Neither the Responsible Entity nor Ophir guarantees repayment of capital or any particular rate of return from the Fund. All opinions and estimates included in this document constitute judgments of Ophir as at the date of the document and are subject to change without notice. Past performance is not a reliable indicator of future performance. Ophir accepts no liability for any inaccurate, incomplete or omitted information of any kind or any losses by using this information. The Product Disclosure Statement (PDS) and Target Market Determination (TMD) can be obtained by calling 02 8188 0397 or by visiting our website at www.ophiram.com. The TMD is also available via the FE Fundinfo link [here](#).